

## Metro® LAB SOLUTIONS

Metro's line of laboratory solutions address a wide range of laboratory requirements while providing a superior level of corrosion resistance. Built from advanced polymers that include \*Microban® antimicrobial product protection, Metro's innovative MetroMax i®, myCart™, and Deep Ledge designs provide the ideal product platform. Available product solutions are modular by design and offer the customer ultimate flexibility by permitting the end user to select the most appropriate caster based on their budget and/or application requirements. Metro's Polymer Laboratory Solutions include:

- Lab Worktables and Accessories
- Antimicrobial Casters
- Glassware Handling Solutions
- High Performance Liquid Chromatography Solutions
- General Lab Cart
- Chemical Transport Cart
- Mobile Desk
- myCart™ and Deep Ledge Lab Carts

MetroMax i®, shelves have built-in Microban® antimicrobial product protection. Both myCart™ and Deep Ledge series offer select models with built-in Microban®. Microban protects the posts and shelves from bacteria, mold, mildew and fungi that cause odors, stains and product degradation.

- **Corrosion Resistant:** MetroMax i® shelves and posts are designed to withstand rust and corrosion over the life of the product, so they are perfectly suited for damp and humid conditions. MetroMax i® shelves and posts come with a lifetime warranty against rust and corrosion.
- **Cleans Easily:** Solid MetroMax i® and Deep Ledge shelves contain spills and wipe down easily. Shelf frame and posts are smooth and rounded with no sharp edges so they wipe down easily.
- **Strong and Durable:** Reinforced polymers give MetroMax i® incredible strength — up to 800 lbs. (364kg) per shelf. MyCart™ and Deep Ledge shelf load rating depends on the size of the shelf.



**MetroMax i®  
Lab Worktable  
(Shown with  
accessories,  
casters and  
Starsys Cart)**



**MetroMax i®  
4 Basket  
Glassware Cart  
(Shown with  
casters and  
accessories)**

\*MICROBAN is a registered trademark of Microban Products Company.



**InterMetro Industries Corporation**  
North Washington Street  
Wilkes-Barre, PA 18705  
www.metro.com



# Specifications

## MetroMax i®:

**Longitudinal Beams and Posts:** Pultrusions — continuous glass fibers and thermoset resin composite with built-in Microban antimicrobial product protection.

**Mats, Open and Solid:** Mineral reinforced polypropylene. Mats contain Microban® antimicrobial product protection.

**Ledges, Dividers, and Wedge:** Glass reinforced polypropylene.

**Post Cap and Center Beam Cap:** High-density polyethylene. MetroMax i® is applicable in cooler conditions down to -20°F

(-29°C).

## Countertop (Lab Worktables):

**Stainless Steel Top:** 16 gauge (.060) thk, Type 304 Stainless Steel, #3 Polish with vinyl protection. Bull nose front edge and 4" (102mm) high brake-formed backsplash.

**Phenolic Top:** TRESPA Top Lab Plus (black or gray) phenolic resin.

**Phenolic Backsplash:** TRESPA Athlon (black or gray) phenolic resin.

## MetroMax i® Lab Worktables

- Advanced polymer construction provides excellent corrosion-resistance performance for the most corrosive lab environments.
- Table features smooth surfaces that are easy-to-clean. Mobile units can be easily moved to clean behind table area.
- Available top materials include Type 304 stainless and TRESPA phenolic resin (black or gray). Refer to chart below for more information.
- Choose from a wide range of available accessories and caster options (page 3) to customize table for a specific application.

### Countertop Application Matrix

Use Area	Epoxy Resin	Phenolic Resin	Stainless Steel	Characteristics	Epoxy Resin	Phenolic Resin	Stainless Steel
				Heat Resistance	Excellent	Fair*	Excellent
Low chemical use				Abrasion Resistance	Good	Excellent	Good
Moderate chemical use	X	X		Impact Resistance	Good	Excellent	Good
High chemical use		X	X	Strength	Good	Excellent	Good
				Stain Resistance	Good	Good	Good

\*Discolors with high heat

Note: Phenolic resin and stainless are offered as top options for this table system. Epoxy resin information is shown for comparison only.

### Definitions:

**Phenolic resin:** Compression molded of organic fiber-reinforced phenolic core with an integrally cured thermoset resin surface. Stronger than Epoxy resin over a span, and not as brittle.

**Stainless Steel:** Worksurfaces are fabricated from Type 304 stainless steel which provides excellent protection in corrosive environments.

**Epoxy resin:** Epoxy resins, silica, organic fillers, and inert hardeners are cast in forms and cured to a uniform mixture throughout.

### Select Table Style from Chart Below and Following Page:

#### Worktables with Stainless Backsplash, Top and Solid MetroMax i® Shelf

Cat. No. Stationary	Cat. No. Mobile*	Width		Length		Work Surface Height		Overall Height		Approx. Pkd. Wt.	
		(in.)	(mm)	(in.)	(mm)	(in.)	(mm)	(in.)	(mm)	(lbs.)	(kg)
LT30XS3	LTM30XS3	30	762	29 <sup>3</sup> / <sub>4</sub>	749	35 <sup>1</sup> / <sub>2</sub>	902	39 <sup>1</sup> / <sub>2</sub>	1003	65	29
LT36XS3	LTM36XS3	30	762	35 <sup>3</sup> / <sub>4</sub>	908	35 <sup>1</sup> / <sub>2</sub>	902	39 <sup>1</sup> / <sub>2</sub>	1003	70	32
LT48XS3	LTM48XS3	30	762	47 <sup>3</sup> / <sub>4</sub>	1213	35 <sup>1</sup> / <sub>2</sub>	902	39 <sup>1</sup> / <sub>2</sub>	1003	90	41
LT60XS3	LTM60XS3	30	762	59 <sup>3</sup> / <sub>4</sub>	1517	35 <sup>1</sup> / <sub>2</sub>	902	39 <sup>1</sup> / <sub>2</sub>	1003	100	45

\*Casters ordered separately. Refer to Caster Selection Guide (page 3) for caster options.

Note: Lab Worktables are load rated at 50 lbs. (23kg) per square foot up to a maximum of 600 lbs. (273kg), assuming load evenly distributed.

#### Worktables with Stainless Backsplash, Top and 3-Sided Frame

Cat. No. Stationary	Cat. No. Mobile*	Width		Length		Work Surface Height		Overall Height		Approx. Pkd. Wt.	
		(in.)	(mm)	(in.)	(mm)	(in.)	(mm)	(in.)	(mm)	(lbs.)	(kg)
LT30XUS3	LTM30XUS3	30	762	29 <sup>3</sup> / <sub>4</sub>	749	35 <sup>1</sup> / <sub>2</sub>	902	39 <sup>1</sup> / <sub>2</sub>	1003	70	32
LT36XUS3	LTM36XUS3	30	762	35 <sup>3</sup> / <sub>4</sub>	908	35 <sup>1</sup> / <sub>2</sub>	902	39 <sup>1</sup> / <sub>2</sub>	1003	75	34
LT48XUS3	LTM48XUS3	30	762	47 <sup>3</sup> / <sub>4</sub>	1213	35 <sup>1</sup> / <sub>2</sub>	902	39 <sup>1</sup> / <sub>2</sub>	1003	95	43
LT60XUS3	LTM60XUS3	30	762	59 <sup>3</sup> / <sub>4</sub>	1517	35 <sup>1</sup> / <sub>2</sub>	902	39 <sup>1</sup> / <sub>2</sub>	1003	110	50

\*Casters ordered separately. Refer to Caster Selection Guide (page 3) for caster options.

Note: Lab Worktables are load rated at 50 lbs. (23kg) per square foot up to a maximum of 600 lbs. (273kg), assuming load evenly distributed.



**LTM60XUPG3**  
(Shown with accessories, casters and Starsys Cart)



**LTM30XS3**  
(Shown with casters)



**LTM30XUS3**  
(Shown with accessory wire shelf and casters)

**MetroMax i™ Lab Worktables (cont'd)**

Select Table Style from Chart Below:

**Worktables with Black Phenolic Top and Solid MetroMax i™ Shelf**

Cat. No. Stationary	Cat. No. Mobile*	Width (in.) (mm)	Length (in.) (mm)	Work Surface Height (in.) (mm)	Overall Height (in.) (mm)	Approx. Pkd. Wt. (lbs.) (kg)
LT30XPB3	LTM30XPB3	30 762	29 <sup>3</sup> / <sub>4</sub> 749	36 <sup>1</sup> / <sub>2</sub> 927	40 <sup>1</sup> / <sub>2</sub> 1016	85 38
LT36XPB3	LTM36XPB3	30 762	35 <sup>3</sup> / <sub>4</sub> 908	36 <sup>1</sup> / <sub>2</sub> 927	40 <sup>1</sup> / <sub>2</sub> 1016	91 41
LT48XPB3	LTM48XPB3	30 762	47 <sup>3</sup> / <sub>4</sub> 1213	36 <sup>1</sup> / <sub>2</sub> 927	40 <sup>1</sup> / <sub>2</sub> 1016	118 53
LT60XPB3	LTM60XPB3	30 762	59 <sup>3</sup> / <sub>4</sub> 1517	36 <sup>1</sup> / <sub>2</sub> 927	40 <sup>1</sup> / <sub>2</sub> 1016	138 62

\*Casters ordered separately. Refer to **Caster Selection Guide (page 3)** for caster options.

**Note:** Lab Worktables are load rated at 50 lbs. (23kg) per square foot up to a maximum of 600 lbs. (273kg), assuming load evenly distributed.



**LTM48XPB3**  
(Shown with backslash accessory and casters)

**Worktables with Black Phenolic Top and 3-Sided Frame**

Cat. No. Stationary	Cat. No. Mobile*	Width (in.) (mm)	Length (in.) (mm)	Work Surface Height (in.) (mm)	Overall Height (in.) (mm)	Approx. Pkd. Wt. (lbs.) (kg)
LT30XUPB3	LTM30XUPB3	30 762	29 <sup>3</sup> / <sub>4</sub> 749	36 <sup>1</sup> / <sub>2</sub> 927	40 <sup>1</sup> / <sub>2</sub> 1016	90 41
LT36XUPB3	LTM36XUPB3	30 762	35 <sup>3</sup> / <sub>4</sub> 908	36 <sup>1</sup> / <sub>2</sub> 927	40 <sup>1</sup> / <sub>2</sub> 1016	97 44
LT48XUPB3	LTM48XUPB3	30 762	47 <sup>3</sup> / <sub>4</sub> 1213	36 <sup>1</sup> / <sub>2</sub> 927	40 <sup>1</sup> / <sub>2</sub> 1016	125 56
LT60XUPB3	LTM60XUPB3	30 762	59 <sup>3</sup> / <sub>4</sub> 1517	36 <sup>1</sup> / <sub>2</sub> 927	40 <sup>1</sup> / <sub>2</sub> 1016	145 66

\*Casters ordered separately. Refer to **Caster Selection Guide (page 3)** for caster options.

**Note:** Lab Worktables are load rated at 50 lbs. (23kg) per square foot up to a maximum of 600 lbs. (273kg), assuming load evenly distributed. Worktables with Black Phenolic Top and 3-Sided Frame



**LTM60XUPB3**  
(Shown with accessories and casters)

**Worktables with Gray Phenolic Top and Solid MetroMax i™ Shelf**

Cat. No. Stationary	Cat. No. Mobile*	Width (in.) (mm)	Length (in.) (mm)	Work Surface Height (in.) (mm)	Overall Height (in.) (mm)	Approx. Pkd. Wt. (lbs.) (kg)
LT30XPG3	LTM30XPG3	30 762	29 <sup>3</sup> / <sub>4</sub> 749	36 <sup>1</sup> / <sub>2</sub> 927	40 <sup>1</sup> / <sub>2</sub> 1016	85 38
LT36XPG3	LTM36XPG3	30 762	35 <sup>3</sup> / <sub>4</sub> 908	36 <sup>1</sup> / <sub>2</sub> 927	40 <sup>1</sup> / <sub>2</sub> 1016	91 41
LT48XPG3	LTM48XPG3	30 762	47 <sup>3</sup> / <sub>4</sub> 1213	36 <sup>1</sup> / <sub>2</sub> 927	40 <sup>1</sup> / <sub>2</sub> 1016	118 53
LT60XPG3	LTM60XPG3	30 762	59 <sup>3</sup> / <sub>4</sub> 1517	36 <sup>1</sup> / <sub>2</sub> 927	40 <sup>1</sup> / <sub>2</sub> 1016	138 62

\*Casters ordered separately. Refer to **Caster Selection Guide (page 3)** for caster options.

**Note:** Lab Worktables are load rated at 50 lbs. (23kg) per square foot up to a maximum of 600 lbs. (273kg), assuming load evenly distributed. Worktables with Black Phenolic Top and 3-Sided Frame



**LTM48XPG3**  
(Shown with backslash accessory and casters)

**Worktables with Gray Phenolic Top and 3-Sided Frame**

Cat. No. Stationary	Cat. No. Mobile*	Width (in.) (mm)	Length (in.) (mm)	Work Surface Height (in.) (mm)	Overall Height (in.) (mm)	Approx. Pkd. Wt. (lbs.) (kg)
LT30XUPG3	LTM30XUPG3	30 762	29 <sup>3</sup> / <sub>4</sub> 749	36 <sup>1</sup> / <sub>2</sub> 927	40 <sup>1</sup> / <sub>2</sub> 1016	90 41
LT36XUPG3	LTM36XUPG3	30 762	35 <sup>3</sup> / <sub>4</sub> 908	36 <sup>1</sup> / <sub>2</sub> 927	40 <sup>1</sup> / <sub>2</sub> 1016	97 44
LT48XUPG3	LTM48XUPG3	30 762	47 <sup>3</sup> / <sub>4</sub> 1213	36 <sup>1</sup> / <sub>2</sub> 927	40 <sup>1</sup> / <sub>2</sub> 1016	125 56
LT60XUPG3	LTM60XUPG3	30 762	59 <sup>3</sup> / <sub>4</sub> 1517	36 <sup>1</sup> / <sub>2</sub> 927	40 <sup>1</sup> / <sub>2</sub> 1016	145 66

\*Casters ordered separately. Refer to **Caster Selection Guide (page 3)** for caster options.

**Note:** Lab Worktables are load rated at 50 lbs. (23kg) per square foot up to a maximum of 600 lbs. (273kg), assuming load evenly distributed. Worktables with Black Phenolic Top and 3-Sided Frame



**LTM60XUPG3**  
(Shown with accessories and casters)

**For Mobile Lab Tables, Select Appropriate Casters from Chart Below. (Four brake casters are recommended for maximum table stability)**

**Caster Selection Guide**

*Caster Series	Wheel Material	Rollability	Floor Protection	Noise	Load Rating (lbs.) (kg)	Corrosion Resistance	Cart Washable	Antimicrobial Additive in Wheel
5MDXA/5MDBXA (brake)	High Modulus Rubber	Good	Good	Low	250 114	Low	No	No
5MPX/5MPBX (brake)	Polyurethane	Good	Good	Moderate	300 137	Low	No	No
5PCX/5PCBX (brake)	Polyurethane	Good	Good	Moderate	300 137	High	No	No
5PCXM/5PCBXM (brake)	Polyurethane	Good	Good	Moderate	300 137	High	No	Yes
5MPXGSA/5MPXGSA (brake)	Polyurethane	Good	Good	Moderate	300 137	High	Yes	No

\*Casters listed are for use with MetroMax i™ product solutions.

**NOTE:** The total weight of the equipment and its load should not exceed three times the load rating per caster.

Additional stem casters, in various sizes and wheel materials, are available. Contact your Metro representative for more information.

See page 4 for caster photos.

See page 3 for Caster Selection Guide.



5MDXA      5PCBX      5MPX      5PCBXM

**Additional MetroMax i™ Accessory Options**

**Handle**



**Ledges**



**Dividers**



**Label Holders**



**Color Shelf Markers**



For more information on those and other MetroMax i™ accessories, contact your Metro representative.

**Metro Totes**



**Choose from Available Accessories to Customize Table.**

**Backsplash**

4" (102mm) high. Attaches to phenolic table top (page 3), using pre-drilled holes. Match length and color with selected countertop.



**L30BSG**

Cat. No. Black	Cat. No. Gray	Length (in. (mm))		Approx. Pkd. Wt. (lbs.) (kg)	
LT30BSB	LT30BSG	27 <sup>3</sup> / <sub>4</sub>	705	5.5	2.5
LT36BSB	LT36BSG	33 <sup>3</sup> / <sub>4</sub>	875	6.5	2.9
LT48BSB	LT48BSG	45 <sup>3</sup> / <sub>4</sub>	1162	7.5	3.4
LT60BSB	LT60BSG	57 <sup>3</sup> / <sub>4</sub>	1466	9.5	4.3

**Keyboard Tray**

Cat. No. LTKB



**Drawers**

Cat. No. LTD3

3" (76mm)

Cat. No. LTD6

6" (152mm)

Cat. No. LTD3L

3" (76mm) locking

Cat. No. LTD6L — 6" (152mm) locking



**Wire Shelf**

Stainless or Epoxy-coated shelves available.



Cat. No. Stainless	Cat. No. Epoxy Coated	Length (in. (mm))		Approx. Pkd. Wt. (lbs.) (kg)	
LT30WS	LT30WE	22 <sup>3</sup> / <sub>8</sub>	568	6	2.7
LT36WS	LT36WE	28 <sup>3</sup> / <sub>8</sub>	720	7.5	3.4
LT48WS	LT48WE	40 <sup>3</sup> / <sub>8</sub>	1025	10	4.5
LT60WS	LT60WE	52 <sup>3</sup> / <sub>8</sub>	1330	12	5.4

**Note:** Shelves are load rated for a maximum of 150 lbs. (68kg).

**Surface Mount Swing Arm for Flat Monitor**

Cat. No. LTFMA



## MetroMax i™ Glassware Carts

- Two-basket and four-basket capacity glassware solutions are offered in a space-saving 18" x 36" (457 x 914mm) footprint.
- Solid MetroMax i™ bottom shelf provides spill retention and can be removed from shelf frame for easy cleaning.
- Glassware carts are built, primarily, from MetroMax i™ advanced polymers, providing lifetime corrosion protection.
- Choose from a wide range of accessories, including all-polymer casters, for maximum corrosion resistance and premium performance.

Refer to Caster Selection Guide (page 3) for choice of casters. Units listed below do not include casters. Metro's 5PC series (two brake, two swivel) casters are recommended for superior lifetime performance.

Cat. No.	Width		Length		Height		Description	Approx. Pkd. Wt.	
	(in.)	(mm)	(in.)	(mm)	(in.)	(mm)		(lbs.)	(kg)
GWBX3-1	18	457	36	914	40	1016	2-Basket Unit	38	17
GWBX3-2	18	457	36	914	60	1524	4-Basket Unit	83	37
GWTX3-1	18	457	36	914	40	1016	2-Tote Kit Unit	36	16.3
GWTX3-2	18	457	36	914	60	1524	4-Tote Kit Unit	101	46



**GWBX3-1**  
(Shown with Metro Tote Kit on bottom shelf and casters)

## Accessories

Cat. No.	Width		Length		Height		Description	Approx. Pkd. Wt.	
	(in.)	(mm)	(in.)	(mm)	(in.)	(mm)		(lbs.)	(kg)
GWCVC41	18	457	36	914	32	889	Clear Cart Cover — Short Unit	2.5	1.1
GWCVC62	18	457	36	914	52	1320	Clear Cart Cover — Tall Unit	3.5	1.6
GWSVC41	18	457	36	914	32	889	Blue Cart Cover — Short Unit	2.5	1.1
GWSVC62	18	457	36	914	52	1320	Blue Cart Cover — Tall Unit	3.5	1.6
*GWOLYKIT							Tote Glassware Transport Kit	38.0	17.0
GWBSKT36	18	457	35½	901	7	178	Vinyl-Coated Baskets (2)	8.0	3.6

\*Each Metro tote kit includes TB93060NAT (1), TB92060NAT (1), DL93060NAT (3), DS93060NAT (3), DS92060NAT (3), and DL92060NAT (3).



**GWBX3-1**  
(with blue cart cover and casters)



**GWBSKT36**




**GWTX3-1**  
(shown with casters)



**MetroMax i™**  
**Glassware Cart**



**GWBX3-1**  
(with clear cart cover and casters)



**Red shelf markers** can be used to designate unclean glassware



**Blue shelf markers** can be used to designate clean glassware

By combining standard MetroMax i™ components, including MetroMax i™ baskets, a custom glassware cart can be created. Contact your Metro representative for more information.

## High Performance Liquid Chromatography (HPLC) Carts

- HPLC carts contribute to greater benchtop productivity.
- Mobilize and stack HPLC equipment on carts to maximize valuable lab space.
- Avoid crowding valuable bench top space with High Performance Liquid Chromatography (HPLC) or other analytical equipment.

### HPLC Models (Casters not included\*)

Cat. No.	Width		Length		Height		Description	Approx. Pkd. Wt.	
	(in.)	(mm)	(in.)	(mm)	(in.)	(mm)		(lbs.)	(kg)
HPLC3X3	24	610	30	760	81	2288	4-Shelf Unit Single Experiment Cart	70	32
HPLC4X3	24	610	48	1219	81	2288	4-Shelf Unit Double Experiment Cart	101	46

\*See page 3 for Caster Selection Guide.

### Accessories


Cat. No.	Description	Approx. Pkd. Wt.	
		(lbs.)	(kg)
FMAX	Post-Mount Swing Arm for Flat Monitor	4.5	2.0
TMX	Post-Mount Cable/Tube Management Clips (6 clips/bag)	1.0	.45

### Original HPLC Models (Includes casters)

Cat. No.	Width		Length		Height		Description	Approx. Pkd. Wt.	
	(in.)	(mm)	(in.)	(mm)	(in.)	(mm)		(lbs.)	(kg)
HPLC1X3	24	610	30	760	81	2288	5-Shelf Unit Single Experiment Cart	89.5	40.6
HPLC2X3	24	610	48	1219	81	2288	5-Shelf Unit Double Experiment Cart	114.5	51.9

**Note 1:** Single HPLC experiment carts feature a 24"x30" (610x760mm), five-shelf unit (4 solid, 1 open-grid shelf), mounted on 74" (1880mm) mobile posts. Double HPLC experiment carts feature a 24"x48" (610x1219mm), five-shelf unit (4 solid, 1 open-grid shelf) mounted on a 74" (1880mm) mobile posts.

**Note 2:** Metro Olympic tote boxes can be used to complete the system, either on the bottom shelf to contain test beakers or flasks, or in conjunction with an Undershelf Slide to provide a drawer for small tool storage.



**HPLC3X3**  
(Shown with accessories and casters)

### Other Accessories

#### • Slide-out Keyboard Shelf

Epoxy-coated keyboard shelf provides high level of corrosion resistance. Designed to fit both 18" (457mm) and 24" (610mm) wide MetroMax i™ shelves. Keyboard shelf loading should not exceed 10 lbs. (45.8kg).  
Dimensions: 16"W.x26 1/2"L.x5"H. (406x673x127mm)

#### • Flat Monitor Mounting Kit

Unique mounting bracket and cross-bar design permits flat monitor to be mounted on MetroMax i™ units. Flat monitor can be mounted between two MetroMax i™ posts, either in back or front of unit. Mounting bracket loading should not exceed 30 lbs. (14kg). VESA mounting plates included.  
Bracket Dimensions:

3 7/16"W.x8 13/16"L.x5 3/4"H. (87x223x146mm) (Cat. No. FMBX)

Cross-Bar Dimensions:

2 1/8"W.x30"L.x3"H. (54x762x76mm)

2 1/8"W.x36"L.x3"H. (54x914x76mm)

2 1/8"W.x48"L.x3"H. (54x1219x76mm)

**Note:** For flat monitor mounting on MetroMax i™ order either Cat. No. FM30X3, FM36X3, or FM48X3 (Cross-bar and mounting bracket included). For flat monitor mounting on Mobile Desk order Cat. No. FMBX.

#### • Power Strip

Six outlet power strip, featuring surge protection, mounts flush with any MetroMax i™ shelf frame. Power strip is UL approved. Gray power strip comes with 6 foot (1829mm) long cord.

Dimensions: 2 1/4"W.x13"L.x4 1/4"H. (57x330x108mm)



Cat. No. KBX



Cat. Nos. FM30X3/  
FM36X3/FM48X3  
(Cross Bar and Mounting  
Bracket included)



Cat. No. PSX

**Usage Instruction**

- When flat monitor mounting kit is in use, please remove flat monitor from cross bar before cart transport.

### MetroMax i™ Lab Carts

Metro's Lab Cart line includes a General Lab Cart, Chemical Cart, and Mobile Desk. All carts are designed to offer superior corrosion resistance. Smooth rolling, 5" (127mm) polyurethane casters come standard with each cart. All shelves adjust in 1" (25mm) increments, offering precise shelf adjustment and maximum storage utilization.



**General Lab Cart**  
Cat. No. LABX3  
(Casters included)

- Microban® antimicrobial product protection is built into the high contact areas of the product including the shelf mats, pultruded beams, and posts.
- Microban® protects the shelves and posts from bacteria, mold, mildew and fungi that cause odors, stains and product degradation.
- Cart is ideal for transporting equipment and instruments in and around lab.
- Two brake casters provided for extra stability.



**Mobile Desk**  
Cat. No. MDSX3  
(Casters included)

- Mobile Desk can be used for instrumentation storage or can be combined with accessories to provide a functional lab work surface.
- Accessorize desk with power strip, slide-out keyboard, and flat monitor mounting.
- Four, locking 5" (127mm) polyurethane casters included for maximum stability.



**Chemical Cart**  
Cat. No. CHEMX3  
(Casters included)

- Solid shelves contain unwanted spills.
- Stackable perimeter ledges retain chemicals, acid and other solution containers for safe transport.
- Solid shelf mats lift off shelf frame for easy cleaning.
- 5" (127mm) polyurethane casters provide smooth ride.
- Two brake casters provided for extra stability.

## Dimensions

Cat. No.	Width		Length		Height		Cart Load Rating		Description	Approx. Pkd. Wt.	
	(in.)	(mm)	(in.)	(mm)	(in.)	(mm)	(lbs.)	(kg)		(lbs.)	(kg)
LABX3	18	457	36	914	40	1016	600	273	General Lab Cart	43	19.5
CHEMX3	18	457	36	914	40	1016	600	273	Chemical Cart	49	22.2
MDSX3 <sup>1</sup>	18	457	36	914	40	1016	600	273	Mobile Desk	55	24.9

<sup>1</sup> Mobile desk features a phenolic work surface offering a high level of corrosion resistance. Mobile desk includes: four polyurethane brake casters, each measuring 5" (127mm), for maximum stability when foot-operated brakes are engaged.

**Note:** All carts include 5MPX series casters (2 brake, 2 swivel), unless otherwise noted.

## POLYMER UTILITY CARTS with Microban®

antimicrobial product protection

- **Safe and Easy to Clean**
- **Strong and Durable**
- **Versatile**

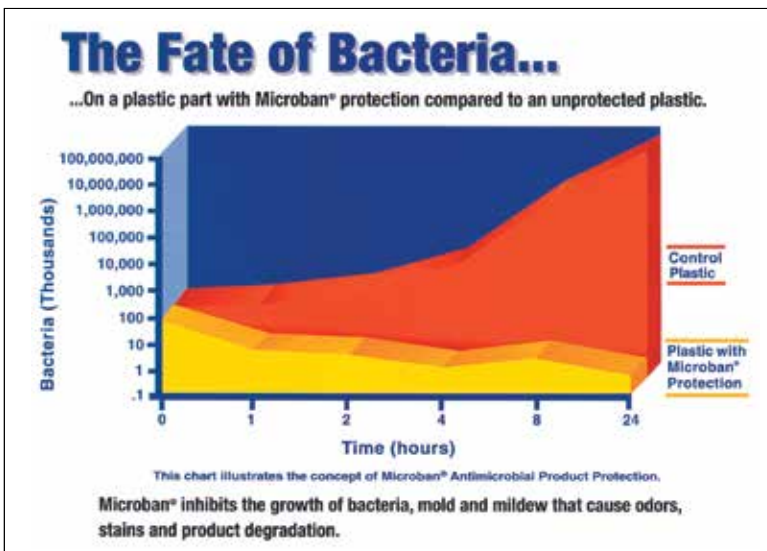
Metro polymer utility carts with Microban® antimicrobial product protection are the most advanced general purpose carts in the marketplace today. Both the Deep Ledge and myCart™ series offer models with built-in Microban® antimicrobial product protection that inhibits the growth of bacteria, mold, mildew, and fungi that cause odors, stains, and product degradation.



2-Shelf  
myCart™



3-Shelf Deep  
Ledge Utility Cart



Actual Width/Length/Height including the handle (in.)	(mm)	Description	Approx. Pkd. Wt. (lbs.)	(kg)	Cat. No. Blue with antimicrobial
18 <sup>5</sup> / <sub>16</sub> X 31 <sup>1</sup> / <sub>2</sub> X 35 <sup>1</sup> / <sub>2</sub>	465.2 X 800.1 X 901.7	2-shelf base model myCart™ Series	28.5	12.93	MY1627-24BU
18 <sup>5</sup> / <sub>16</sub> X 31 <sup>1</sup> / <sub>2</sub> X 35 <sup>1</sup> / <sub>2</sub>	465.2 X 800.1 X 901.7	3-shelf base model myCart™ Series	34	15.42	MY1627-34BU
23 <sup>7</sup> / <sub>16</sub> X 34 <sup>3</sup> / <sub>8</sub> X 35 <sup>1</sup> / <sub>2</sub>	595.3 X 873.3 X 901.7	2-shelf base model myCart™ Series	33	14.97	MY2030-24BU
23 <sup>7</sup> / <sub>16</sub> X 34 <sup>3</sup> / <sub>8</sub> X 35 <sup>1</sup> / <sub>2</sub>	595.3 X 873.3 X 901.7	3-shelf base model myCart™ Series	41.5	18.82	MY2030-34BU
27 <sup>11</sup> / <sub>16</sub> X 40 <sup>1</sup> / <sub>4</sub> X 36 <sup>7</sup> / <sub>8</sub>	703.3 X 1022.4 X 936.6	2-shelf base model myCart™ Series	40	18.14	MY2636-25BU
27 <sup>11</sup> / <sub>16</sub> X 40 <sup>1</sup> / <sub>4</sub> X 36 <sup>7</sup> / <sub>8</sub>	703.3 X 1022.4 X 936.6	3-shelf base model myCart™ Series	51	23.13	MY2636-35BU
18 <sup>5</sup> / <sub>16</sub> X 31 <sup>1</sup> / <sub>2</sub> X 35 <sup>1</sup> / <sub>2</sub>	465.2 X 800.1 X 901.7	2-shelf cart, upgrade myCart™ Series	28.5	12.93	MY1627-24BU-SS
18 <sup>5</sup> / <sub>16</sub> X 31 <sup>1</sup> / <sub>2</sub> X 35 <sup>1</sup> / <sub>2</sub>	465.2 X 800.1 X 901.7	3-shelf cart, upgrade myCart™ Series	34	15.42	MY1627-34BU-SS
21 <sup>1</sup> / <sub>2</sub> X 33 <sup>3</sup> / <sub>4</sub> X 33 <sup>1</sup> / <sub>4</sub>	546 X 857 X 845	2-shelf Deep Ledge	29	13.1	BC2030-2DMB
21 <sup>1</sup> / <sub>2</sub> X 33 <sup>3</sup> / <sub>4</sub> X 33 <sup>1</sup> / <sub>5</sub>	546 X 857 X 846	3-shelf Deep Ledge	37 <sup>1</sup> / <sub>2</sub>	17	BC2030-3DMB

All Metro Catalog Sheets are available on our website: [www.metro.com](http://www.metro.com)



### InterMetro Industries Corporation

North Washington Street • Wilkes-Barre, PA 18705 • 570.825.2741  
Fax: 800.638.9263 (East Coast/Canada) • Fax: 800.638.3292 (West Coast)

FOR PRODUCT INFORMATION/CUSTOMER SERVICE:  
U.S./Canada/Latin America: 1.800.992.1776 • Europe: +31.76.587.7550  
Asia/Pacific: +65.6567.8003 • Middle East/Africa: +971.4.811.8286

Information and specifications are subject to change without notice. Please confirm at time of order

L03-238  
Rev. 02/12  
Printed in U.S.A.

Copyright © 2012 InterMetro Industries Corp.